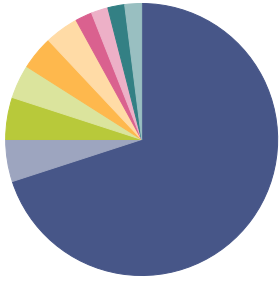
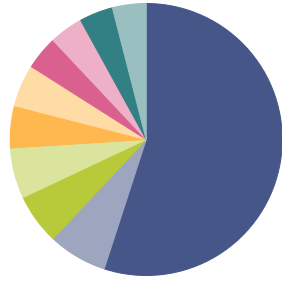


Open Plan Passive - Model Portfolios

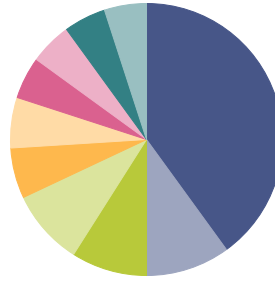
Income Portfolio



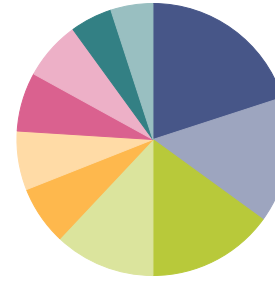
Balanced Portfolio



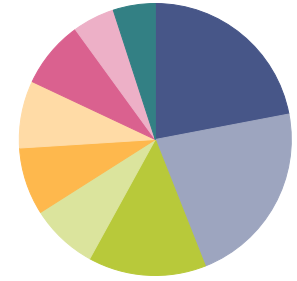
Growth & Income Port.



Growth Portfolio



Aggressive Portfolio



	%
Vanguard Interm-Term Corp Bd Idx Admiral	70
DFA Emerging Markets Core Equity I	5
Vanguard Balanced Index Adm	5
DFA US Large Cap Value I	4
Schwab International Index	4
Vanguard Growth Index Admiral	4
Vanguard Mid-Cap Growth Index Admiral	2
Vanguard Mid-Cap Value Index Admiral	2
Vanguard Small Cap Growth Index Admiral	2
Vanguard Small Cap Value Index Admiral	2

	%
Vanguard Interm-Term Corp Bd Idx Admiral	55
Schwab International Index	7
DFA US Large Cap Value I	6
Vanguard Growth Index Admiral	6
DFA Emerging Markets Core Equity I	5
Vanguard Balanced Index Adm	5
Vanguard Mid-Cap Growth Index Admiral	4
Vanguard Mid-Cap Value Index Admiral	4
Vanguard Small Cap Growth Index Admiral	4
Vanguard Small Cap Value Index Admiral	4

	%
Vanguard Interm-Term Corp Bd Idx Admiral	40
Schwab International Index	10
DFA US Large Cap Value I	9
Vanguard Growth Index Admiral	9
Vanguard Small Cap Growth Index Admiral	6
Vanguard Small Cap Value Index Admiral	6
DFA Emerging Markets Core Equity I	5
Vanguard Balanced Index Adm	5
Vanguard Mid-Cap Growth Index Admiral	5
Vanguard Mid-Cap Value Index Admiral	5

	%
Vanguard Interm-Term Corp Bd Idx Admiral	20
DFA US Large Cap Value I	15
Vanguard Growth Index Admiral	15
Schwab International Index	12
Vanguard Mid-Cap Growth Index Admiral	7
Vanguard Mid-Cap Value Index Admiral	7
Vanguard Small Cap Growth Index Admiral	7
Vanguard Small Cap Value Index Admiral	7
DFA Emerging Markets Core Equity I	5
Vanguard Balanced Index Adm	5

	%
DFA US Large Cap Value I	22
Vanguard Growth Index Admiral	22
Schwab International Index	14
Vanguard Mid-Cap Growth Index Admiral	8
Vanguard Mid-Cap Value Index Admiral	8
Vanguard Small Cap Growth Index Admiral	8
Vanguard Small Cap Value Index Admiral	8
DFA Emerging Markets Core Equity I	5
Vanguard Balanced Index Adm	5

Trailing Returns (%)

As of Date: 12/31/2017

	YTD	3 Month	1 Year	3 Years	5 Years
Open Plan- Income Portfolio	0.62	1.82	9.79	5.28	5.90
Open Plan- Balanced Portfolio	1.49	3.24	12.68	6.76	7.42
Open Plan- Growth & Income Portfolio	2.40	4.72	15.76	8.29	8.97
Open Plan- Growth Portfolio	3.71	6.88	20.18	10.47	11.25
Open Plan- Aggressive Portfolio	5.04	9.11	24.87	12.71	13.55

Expense Ratio (%)

	Expense Ratio
Open Plan- Income Portfolio	0.10
Open Plan- Balanced Portfolio	0.10
Open Plan- Growth & Income Portfolio	0.11
Open Plan- Growth Portfolio	0.12
Open Plan- Aggressive Portfolio	0.13

- The above information shows the underlying investments of each model portfolio. A model portfolio is a combination of individual mutual funds. It is a suggested approach to investment diversification and is not itself a mutual or collective fund.
- Investment returns are based on historic returns of the investment funds included in the portfolios. Plan recordkeeping, advisory or other fees, if applicable, are not reflected in the performance shown on this page and would reduce the stated portfolio returns.
- The products offered: (1) are not FDIC insured, (2) are not deposit or other obligations of the bank or guaranteed by a bank, and (3) involve investment risks, including possible loss of principal amount invested.